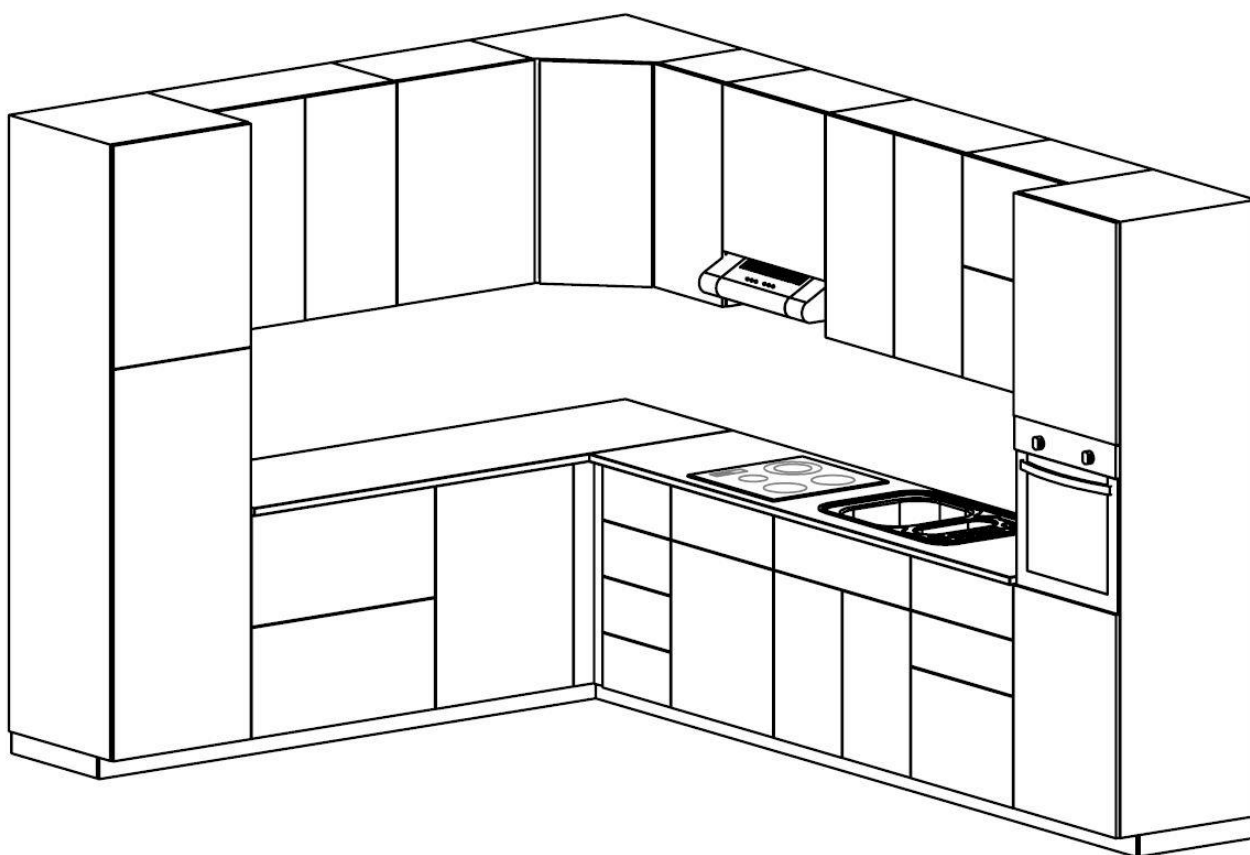


SCHEDA FORATURE - MODELLO METHOD HINGE HOLE SCHEME - METHOD MODEL



*I disegni si riferiscono a un'anta con apertura verso destra.

**Per le ante con apertura verso sinistra, le forature saranno corrispondenti/speculari a quelle qui presenti.

*** Profilo Gola: si dovrà spostare la basetta di un passo verso il basso nelle basi e di un passo verso l'alto nei pensili

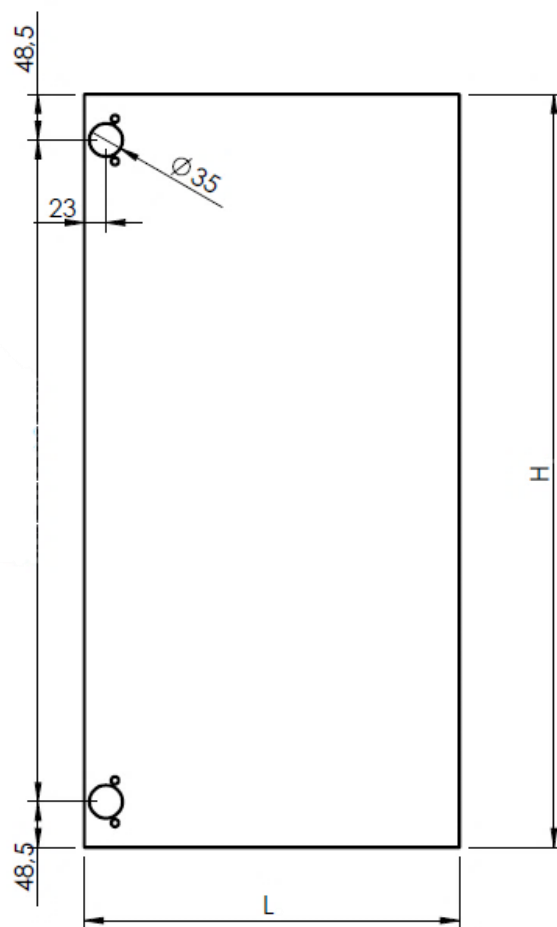
** The drawings refer to a door opening to the right.*

*** For left-hand doors, the holes will be the same as those shown here.*

**** Jpull profile: you should move the plate one step downwards on the base cabinet doors and one step upwards on the wall cabinet doors*

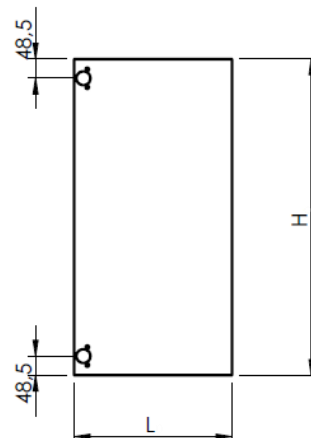
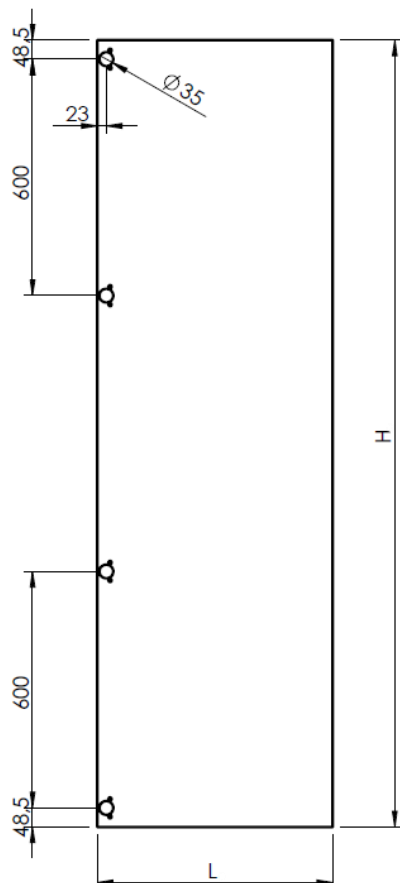
_ ANTA PENSILE WALL CABINET DOOR

Codice Code	H Altezza Height	L Larghezza Width	S Spessore Thickness
ME797197	797	197	22
ME397397	397	397	22
ME797257	797	257	22
ME597397	597	397	22
ME397597	397	597	22
ME797397	797	397	22
ME597597	597	597	22
ME997397	997	397	22
ME797597	797	597	22
ME997597	997	597	22



_ ANTA BASE E ANTA COLONNA *BASE AND COLUMN CABINET DOOR*

Codice <i>Code</i>	H Altezza <i>Height</i>	L Larghezza <i>Width</i>	S Spessore <i>Thickness</i>
ME797197	797	197	22
ME397397	397	397	22
ME797257	797	257	22
ME597397	597	397	22
ME397597	397	597	22
ME797397	797	397	22
ME597597	597	597	22
ME997397	997	397	22
ME797597	797	597	22
ME1397397	1397	397	22
ME997597	997	597	22
ME1197597	1197	597	22
ME1997397	1997	397	22
ME1397597	1397	597	22
ME1997597	1997	597	22



_ CERNIERE COMPATIBILI: UTRUSTA *COMPATIBLE HINGES: UTRUSTA MODEL*

Le ante pensile, base e colonna vengono fornite di forature adatte alle cerniere del modello Utrusta:

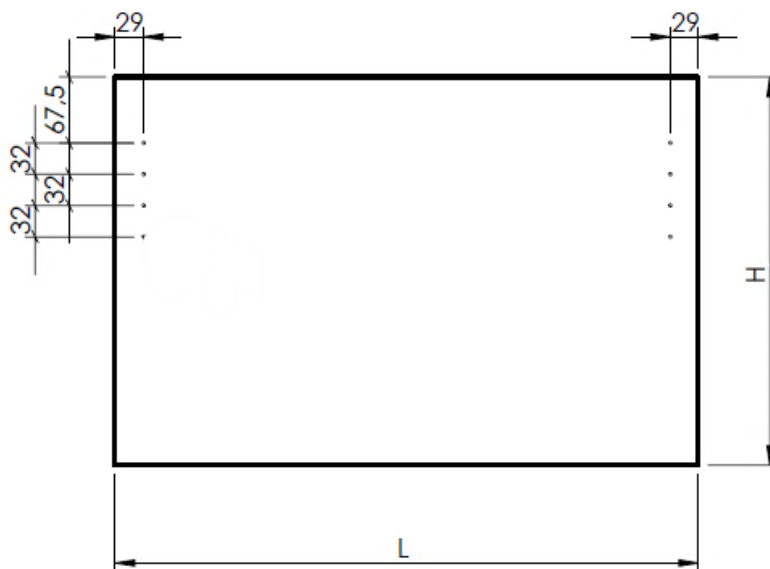
202.619.92	Cerniera 45°
202.046.47	Cerniera 95°
402.826.58	Cerniera 110°
404.017.84	Cerniera con ammortizzatore integrato, 110°
602.046.45	Cerniera 125°
002.046.48	Cerniera 153°
104.272.62	Cerniera con ammortizzatore integrato, 153°

The hanging doors, base and column cabinet doors are provided with holes suitable for the Ikea Utrusta hinges:

<i>202.619.92</i>	<i>45 ° hinge</i>
<i>202.046.47</i>	<i>95 ° hinge</i>
<i>402.826.58</i>	<i>110 ° hinge</i>
<i>404.017.84</i>	<i>Hinge with integrated shock absorber, 110°</i>
<i>602.046.45</i>	<i>125 ° hinge</i>
<i>002.046.48</i>	<i>153 ° hinge</i>
<i>104.272.62</i>	<i>Hinge with integrated shock absorber, 153 °</i>

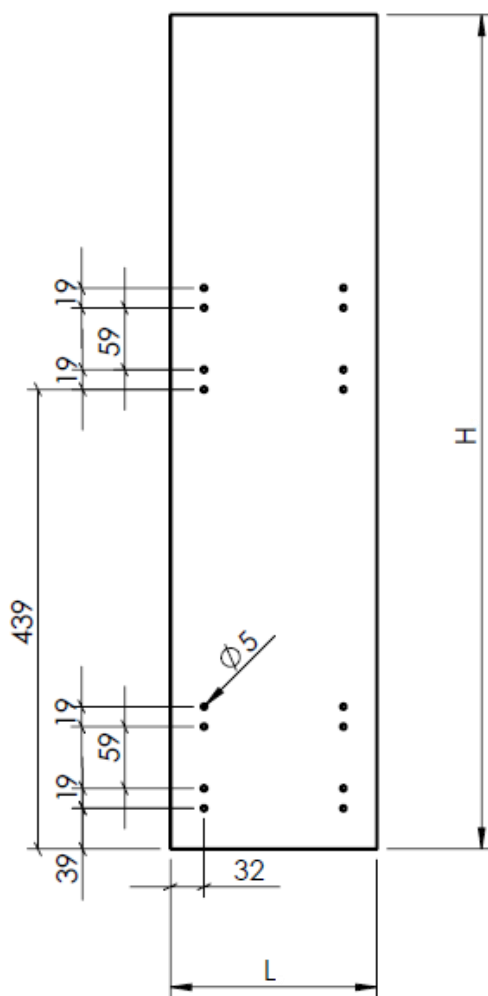
_ ANTA RIBALTA *HORIZONTAL DOOR*

Codice <i>Code</i>	H Altezza <i>Height</i>	L Larghezza <i>Width</i>	S Spessore <i>Thickness</i>
ME397397	397	397	22
ME397597	397	597	22
ME397797	397	797	22
ME597597	597	597	22



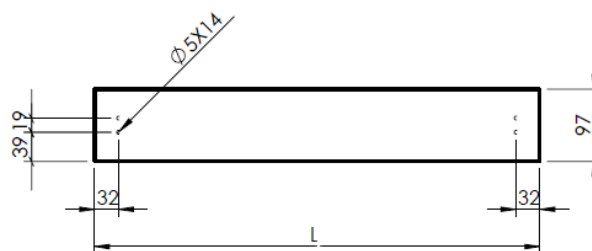
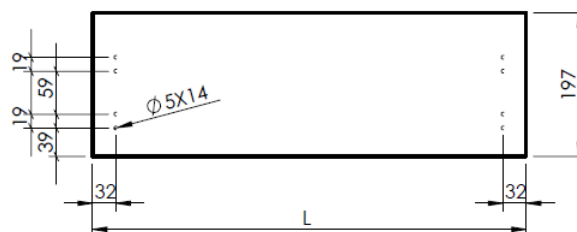
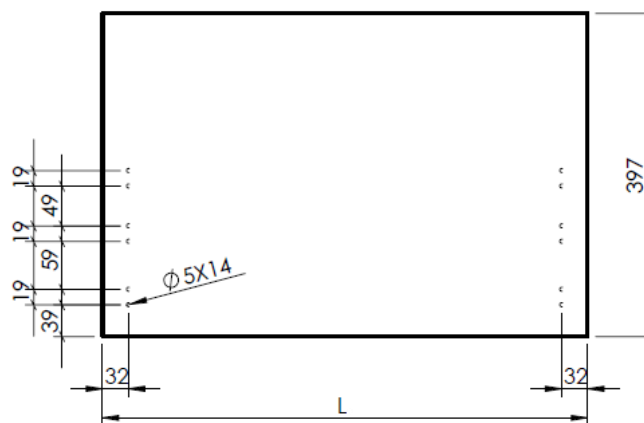
_ ANTA ESTRAIBILE *PULLED OUT DOOR*

Codice <i>Code</i>	H Altezza <i>Height</i>	L Larghezza <i>Width</i>	S Spessore <i>Thickness</i>
ME797197	797	197	22




_ ANTA CASSETTO *DRAWER*

Codice Code	Altezza Height	Larghezza Width	Spessore Thickness
ME97397	97	397	22
ME97597	97	597	22
ME97797	97	797	22
ME197397	197	397	22
ME197597	197	597	22
ME197797	197	797	22
ME397397	397	397	22
ME397597	397	597	22
ME397797	397	797	22



_ PANNELLO *PANEL*

Codice <i>Code</i>	H Altezza <i>Height</i>	L Larghezza <i>Width</i>	S Spessore <i>Thickness</i>
ME400400	400	400	22
ME600400	600	400	22
ME800400	800	400	22
ME600622	600	622	22
ME1000400	1000	400	22
ME900622	900	622	22
ME1200622	1200	622	22
ME1400622	1400	622	22
ME2000622	2000	622	22
ME2200622	2200	622	22
ME2400622	2400	622	22



***Non trovi qui le misure che ti servono? Contattaci!**

***Not finding the size to fit your needs? Contact us!**

info@idoors.it

tel +39 0434 610 782

fax +39 0434 610 781